

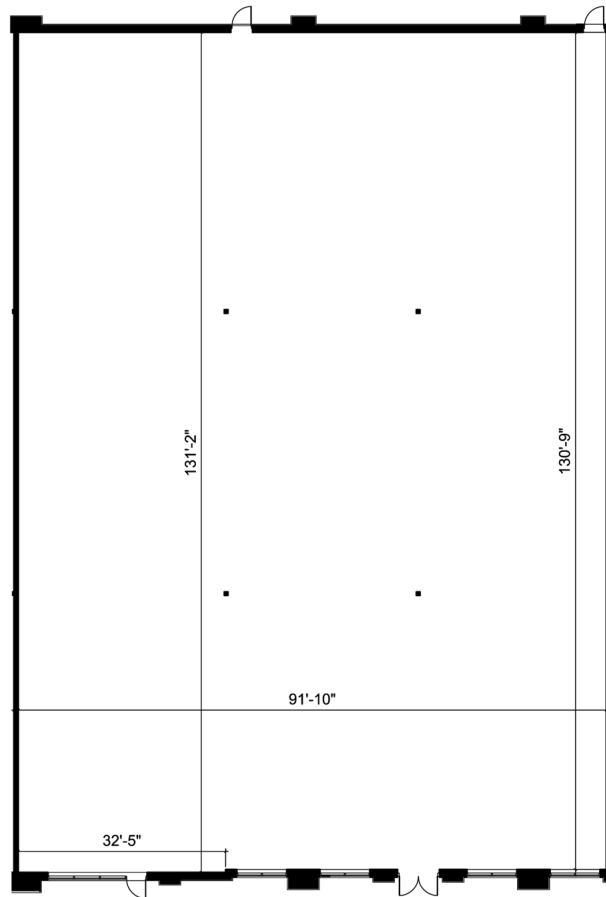


Retail - Floor Plan



KEY PLAN



UNIT 2
RENTABLE AREA = 12,422 SF
AREA PROVIDED BY METRUS

LOCATION:

181 Green Lane East
Town of East Gwillimbury

South-east corner of Yonge St. & Green Lane



FOR MORE INFORMATION, PLEASE CONTACT:

Antoinette Grossi
Director of Leasing

905.669.9714
agrossi@metrusproperties.com